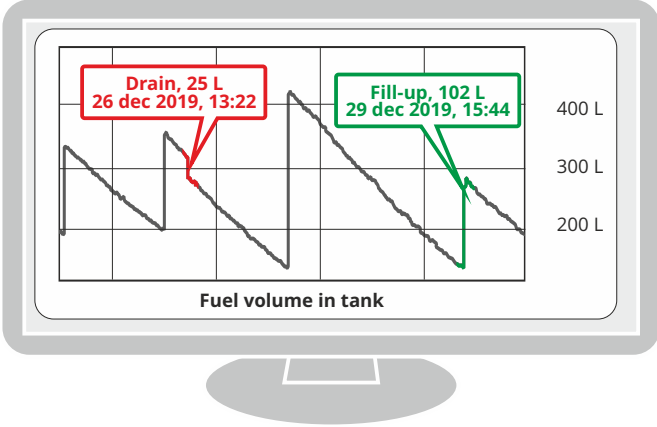
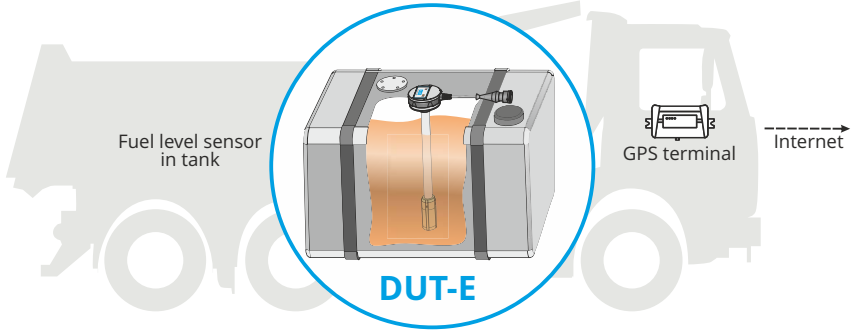


DUT-E fuel level sensor – accurate tool for fuel tank monitoring.

The sensors are used within GPS tracking and telematics systems of trucks, buses, railroad machines, vessels, also for monitoring of diesel generators, burners and boilers.



Built-in analytics (edge computing) – IoT Burger technology

- Detecting “Fill-up” and “Drain” Events, sending messages to telematics unit.
- Built-in accelerometer – defining vehicle acceleration.
- Configuration over Bluetooth using Android smartphone/tablet.

Parameters and Events:

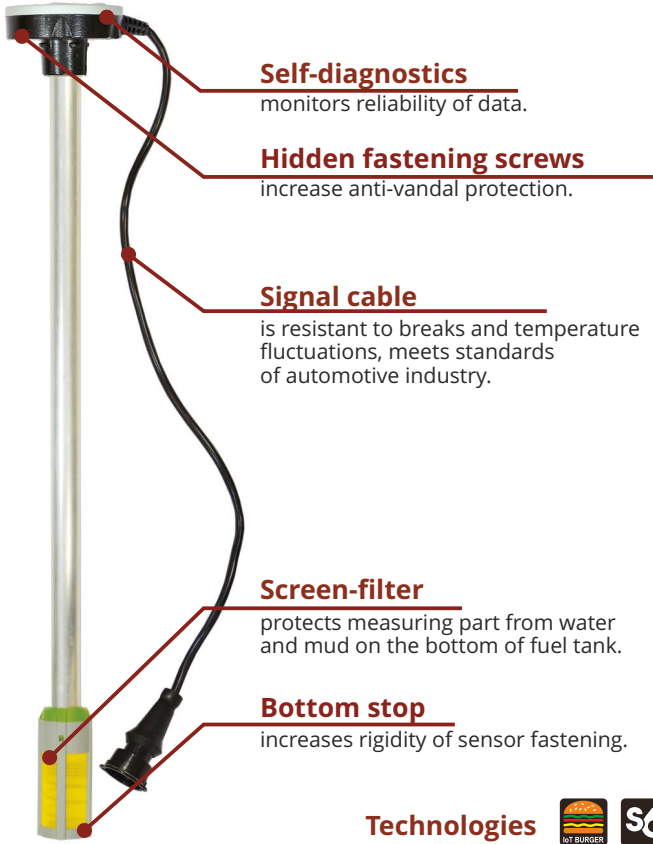
- fuel volume in tank – in liters or in % of total tank volume;
- fuel level in tank – in millimeters;
- fuel volume in several tanks – total sum and each separately;
- temperature;
- onboard network voltage;

Type of output signal

DUT-E CAN	interface CAN J1939/S6
DUT-E AF	analog/frequency signal; 1.0-9.0V/ 500-1500 Hz
DUT-E 232	interface RS-232, DUT-E COM (extended LLS)
DUT-E 485	interface RS-485, DUT-E COM (extended LLS)

Specifications

Nominal length of the measuring part	350, 700, 1000 mm
Sensitivity to fuel level change	0.1 mm
Power supply voltage range	10–45 V
Temperature range	from -40 to +85 °C
Protection against conductive interference	to 700 V



Certificates



Technologies



phone +420 910 122 429
 WhatsApp +420 704 067 474
 e-mail: sales@jv-technoton.com
 www.jv-technoton.com

