



# MasterCAN Display 35



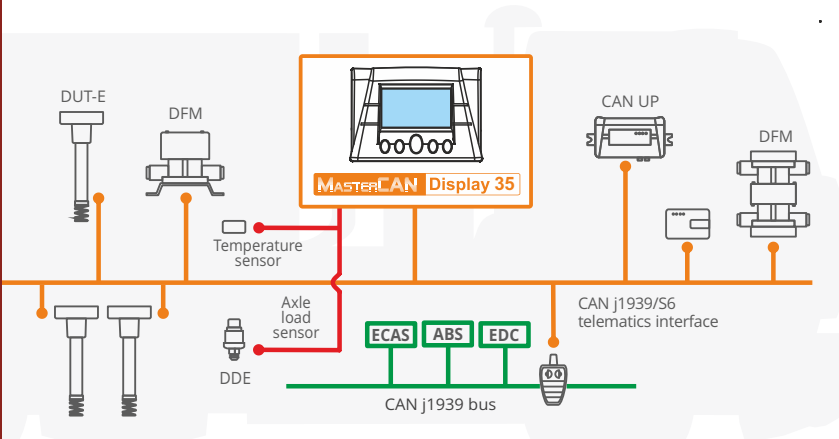
 Coolant temperature  
**90.5 °C**  
 Oil pressure  
**2.2 bar**

 Fuel consumption  
**248.15 L**  
 Operating time  
**7.45 h**

## Visual monitoring of machinery operation parameters

- Automatic scanning and parsing of CAN J1939 and ISOBUS messages
- Possibility to parse and display proprietary CAN J1939/71 messages
- Conversion of analog signals to CAN-messages
- Displays up to 402 machinery operation parameters
- Flexible settings of parameters display

**10,000+  
machinery  
parameters  
in display's  
database**



RPM, coolant and oil temperature, oil temperature.

Volume and temperature of fuel in tanks, fuel consumption by each engine.

Engine operation mode, engine operation time in each mode.

Axle load, pressure in air suspension system.

Active engine failures and DTCs of ECUs.

**Total 10,000+ parameters from CAN, ISOBUS, S6 and analog sensors are available for display.**

### Data sources, which can be simultaneously connected to MasterCAN Display:

- standard automotive **CAN** bus (road vehicles, construction equipment)
- **ISOBUS** of agricultural machinery and equipment
- up to 16 fuel level sensors and up to 16 fuel flow meters
- 2 analog sensors, e.g. axle load sensors
- telematics unit with CAN-interface
- up to 42 analog sensors via MasterCAN DAC I/O module

### Technologies:



phone +420 910 122 429  
 WhatsApp +420 704 067 474  
 e-mail: sales@jv-technoton.com  
 www.jv-technoton.com

